



U.S. Mission in Brazil

Regional English Language Office

Joëlle Uzarski, Country Cultural Affairs Officer

Helmara de Moraes, Regional English Language Specialist

Solange Smith, English Program Coordinator

Isabela Santos, RELO Admin Assistant



RELOBRAZIL

americanenglish.state.gov

americanenglishwebinars.com

RELOBrazil@state.gov





The United States Embassy and Consulates in Brazil
This is an official email from the U.S. Department of State

Are you receiving
our newsletter??

Worth checking!!



RELO BRAZIL[®]

Newsletter - August 2017

Welcome to the **August English Learning Newsletter from the Regional English Language Office of the U.S. Embassy Brazil (RELO)**! Here you will be able to find a compilation of English training opportunities, resources and content.

Inside this issue

- The Teaching Grammar Communicatively MOOC launches September 25
- American English Webinar Series 7
- VOA Learning English is launching 3 new programs
- American English Facebook Live Events
- Access Brasilia Award Ceremony
- Specialist Dilin Liu gives workshops and presentations in Rio Grande do Sul
- Graphics: Idioms, Dialogs, Adjectives, American Slangs, Pronunciation and more.
- Animated Videos: Conversational English
- Celebrate Calendar: Ideas to enrich Classroom Activities
- Teacher's Corner: Modals



RELO Programs and Resources

Educator Opportunities

- Teacher education courses & workshops
- Distance Education programs
- Exchange programs
- English Language Fellow and Specialist Programs





Some projects and Initiatives

- Public School Teacher Development Program (PSTDP)
- Massive Open Online Courses (MOOCs)
- E-Teacher Program
- Support to Teacher Training Projects



American English Webinar Series #7

Connecting Reading and Writing in Grammar Teaching: A Functional Approach Presenter: Lottie Baker	September 6, 2017
To correct or not correct? Ideas for Subtle Correction During Speaking Tasks Presenter: Bruce Rubin	September 20, 2017
Empowering Your Students with Media Literacy Presenter: Joe McVeigh	October 4, 2017
Presenting Ideas through Digital Storytelling in the English Classroom Presenter: Eric Wenninger	October 18, 2017
Understanding Documentation and Draft Writing for Business English Presenter: Benjamin Taylor	November 1, 2017
Cross-cultural Competence in Business English Presenter: Lisa Mann	November 15, 2017

You can register either for the 8:00am or 1:00pm (EDT) sessions (every other Wednesday for 1h).

Registration: please contact the RELO Office



ESP MOOCs

COURSE	START DATES
English for Business and Entrepreneurship	Self-access
English for Journalism	Self-access
English for Career Development	Self-access
English for Media Literacy	Oct 16, 2017
English for STEM Fields	Oct 16, 2017



E-Teacher Program

- 8-week, online university-level courses in Teaching English to Speakers of Other Languages (TESOL) developed by U.S. educational institutions.

- Courses are available:
 - ✓ Using Educational Technology in the English Language Classroom
 - ✓ Critical Thinking in the Classroom
 - ✓ Teaching Grammar Communicatively
 - ✓ Teaching English to Young Learners (under 12 years old)
 - ✓ Professional Development for Teacher Trainers





E-Teacher Program

➤ Application requirements:

- ✓ Be an English language professional
- ✓ Have strong English language reading and writing skills (CEFR B2)
- ✓ Be a citizen of the country in which you are living (and not the U.S.)
- ✓ Be living in your country for the entire duration of the AE E-Teacher term
- ✓ Have regular and reliable access to high-speed internet connection
- ✓ Have 10 to 12 hours a week to dedicate to the 8-week course
- ✓ Be willing to join a 2nd or 3rd course option, if 1st choice is not available

➤ **Next term:** Spring (applications by January 15th)





Teaching Grammar MOOC!!

FREE
5-week

M
massive

O
open

O
online

C
course

Teaching Grammar Communicatively

Starts Sept. 25



fhi360
THE SCIENCE OF IMPROVING LIVES

World Learning

Education | Development | Exchange



Learn more and enroll at
www.aeteacher.org/MOOC



AMERICAN ENGLISH

E-TEACHER PROGRAM



English for Media Literacy

Massive Open Online Course (MOOC) for English language learners

Learn English while you explore different types of mass media such as newspapers, magazines, television, and social media.





English for STEM Fields

Massive Open Online Course (MOOC) for English language learners

**Learn English,
expand your
vocabulary, and
explore areas of
scientific study!**





Teacher's Corner

In this week's Teacher's Corner, students use vocabulary charts as they practice using their new language.

[Read more](#)



PICK OF THE WEEK

American Teens Talk

Listen to real-life stories from American teens with your students with American Teens Talk! Invite your students to share their stories, too!



ENGLISH TEACHING RESOURCES

Looking for resources to use in your classroom? Explore our engaging and free materials, including lesson plans, stories, music, games, and more.



ENGLISH TEACHING FORUM

A quarterly journal written by teachers for teachers with classroom ideas and activities plus articles for professional development.



Teach English

Practical activities and advice for English language teachers.

SEARCH OUR RESOURCES



Enter a Keyword

go

or Browse by Category



SKILLS & ASSESSMENT

Learn new ways to teach listening, speaking, and writing and to create meaningful assessments.



Teacher's Corner:
Listening



Teacher's Corner:
Speaking -
Information Gap
Activities



Teacher's Corner:
Teaching
Academic Writing



Teacher's Corner:
Collecting and Using
Data

ENGLISH TEACHING FORUM

Forum Journal

**A Quarterly Journal for
English Teachers**



CURRENT ISSUE

Find suggestions for teaching the pragmatics of complaining, developing group dynamics, starting a book club, and more.



MONTHLY HIGHLIGHT

Watch this high-energy video to learn what the latest issue of Forum has to offer!










PAST ISSUES

Read articles written by teachers for teachers, with classroom ideas and activities, plus suggestions for professional development.



downloadable free audiobooks: americanenglish.state.gov



Create to Communicate: Art Activities for the English as a Foreign Language Classroom




Teacher's reference guide with lesson plans for teaching through mixed media art projects

Integrates the visual arts into English grammar and vocabulary instruction

Ideal for use with primary and secondary students

Activities designed for low-resource classrooms



LESSON 5
STORIES AND SEQUENCES
Accordion Stories
Doing and following instructions using linking adverbials

Objectives: Students will be able to use linking adverbials to follow and give directions about a process.

Level: Intermediate

Materials: Recycled thin cardboard (flour or tissue boxes), card stock, paper (long pieces if possible), pencils, glue, and scissors. Optional: colored paper or decorative paper, crayons, markers, colored pencils, tempera paint, and paintbrushes.

Adaptations: There are many different types of books that can be made and used in the language classroom: recycled paper journals, flip books, pop-up books, scrolls, and so on. Use the Internet resources listed at the end of this section for ideas and instructions about how to make other types of books with students.

Teacher Preparation: 1. Prepare materials for an accordion book. Cut white paper into long, narrow pieces. Each piece of paper should be the same size and length. A length of about 30 inches (75 centimeters) and a width of roughly 10 inches (25 centimeters) works well, but these dimensions can be split differently depending on the desired size of books. Cut enough so that each pair of students will have one piece. *Tip: It may be difficult for younger learners to make an accordion folded paper. To save time, prepare the folded papers before the activity for young learners. 2. If possible, make an accordion booklet ahead of time to show students as an example. 3. Prepare sets of pictures and linking adverbials (nouns and six linking adverbial words) for the activity in Part Three. Pictures and words should all be cut apart. Each group of three students should have one set.

INSTRUCTIONS

Part One: Making a Paper Airplane

1. Explain the importance of giving and following clear instructions when making something. Emphasize that certain words can be used to make the process clearer.
2. Write the following linking adverbials on the board.

First	Second	Third	Last
To begin with	Then	Next	Finally
At the beginning	After that	Now	Later

10 | UNIT 10: WRITING

LESSON 2
TRANSPORTATION
Planes, Trains, and Automobiles
Collaborative writing using transportation vocabulary and past tense.

Objective: Students will write about an imaginary trip and draw pictures in a comic strip format using transportation vocabulary and past tense.

Level: High Beginner to Low Intermediate

Materials: Required: paper and pencils. Optional: crayons, colored pencils, or markers.

Teacher Preparation: 1. If possible, duplicate the template in the Reproducible Worksheet section of this activity. Students may need more than one sheet to draw their story. 2. Cut out strips of paper for Part One.

INSTRUCTIONS

Part One: Collaborative Comic Strip Story


1. Divide students into groups of three or four.
2. Tell students to imagine they are taking a trip, and elicit from them various types of transportation that could be used. Write their responses on the board. Common modes of transportation, such as cars, trains, boats, and bicycles can be included, but encourage students to be creative and think past the traditional modes of transportation to include other forms, such as hot air balloons, hang gliders, space shuttles, roller blades, submarines, or rocket ships.
3. At a list is generated, have one student serve as class recorder and write each mode of transportation on a small strip of paper. Fold the strips of paper in half and place them in a basket or other small container.
4. Have students brainstorm various destinations. Create a list on the board.

Possible Destinations	
The Moon	The Swiss Alps
The Sahara Desert	An island in the South Pacific
The White House	The Amazon
Antarctica	The Great Wall of China
The Pyramids of Egypt	The Earth's core

10 | UNIT 10: WRITING



In the Loop: A Reference Guide to American Idioms



- ❑ Alphabetized entries
- ❑ Lists of idioms by category
- ❑ Classroom activities


A

ACE UP (ONE'S) SLEEVE

to have an effective but hidden means to accomplish something

1. It looks like Joanne is going to lose, but I wouldn't be too sure. She may have an *ace up her sleeve*.
2. No matter how many times I think Paul might lose to me in a game of chess, he never does. He always has an *ace up his sleeve* and wins every game.

The expression originates from card games like poker, in which players might hide an extra ace up their sleeves to use in case they were losing the game and wanted to cheat.



The Color Vowel Chart

The Color Vowel Chart is a powerful visual tool that enables teachers and learners to talk easily and accurately about the sounds of English.

Click on the colors in the interactive chart below to hear each Color Vowel sound. Check the downloads and online box to right for teaching instructions, materials, and a webinar on how to teach with *The Color Vowel Chart*.



Downloads

Hard Copy

Online

The Color Vowel Chart Teacher's Guide

 [Text \(PDF\)](#)

Teaching Spoken English with *The Color Vowel Chart* - Webinar Presentation

 [Text \(PDF\)](#)





AE Materials Compilation

Over 850 titles!



American English Resources
americanenglish.state.gov

Materials Compilation

American English Audio Books	Shaping the Way We Teach English
American English Teaching Materials	Beyond the Verb "To be"
English Teaching Forum	American Spaces, Smithsonian, and Voices of America




REGIONAL ENGLISH LANGUAGE OFFICE
englishforbrazil.usembassy.gov
relobrazil@state.gov






RELOBRAZIL

Graphics by: Intercultural News






AE
AMERICAN ENGLISH
Materials Compilation

americanenglis

AE
AMERICAN ENGLISH
Materials Compilation

Office of American English Programs U.S. Department of State, americanenglish.state.gov

 RELOBRAZIL



American English Resources

- ▶ 1) EFL Classroom Teaching Methods
 - ▶ 1. Teaching Reading, Writing, and Grammar
 - ▶ 2. Teaching Speaking, Listening, and Pronunciation
 - ▶ 3. Teaching with Technology
 - ▶ 4. Teaching about American Culture
 - ▶ 5. Teaching Methods that Work
 - ▶ 6. Creating Effective Assessments
- ▶ 2) Professional Development for EFL Teachers
 - ▶ 1. Academic Articles on Professional Development Topics from English Teaching Forum
 - ▶ 2. AE Webinars on Professional Development
 - ▶ 3. AE Teacher's Corner
- ▶ 3) Innovative Teaching Tools for the EFL Classroom
 - ▶ Fun Classroom Activities
 - ▶ Teaching Idiomatic Expressions
 - ▶ Teaching with Art and Drama
 - ▶ Teaching with Audiobooks
 - ▶ Teaching with Comics
 - ▶ Teaching with Games
 - ▶ Teaching with Infographics
 - ▶ Teaching with Songs
 - ▶ Teaching Young Learners
- ▶ FLV Video Player
- ▶ OpenFirst_MainMenu_AE_Teacher_Resources.exe
- ▶ AE Teacher Resources.dir
- ▶ AE_Teacher_Resources

Available at: americanenglish.state.gov



RELO Programs and Resources

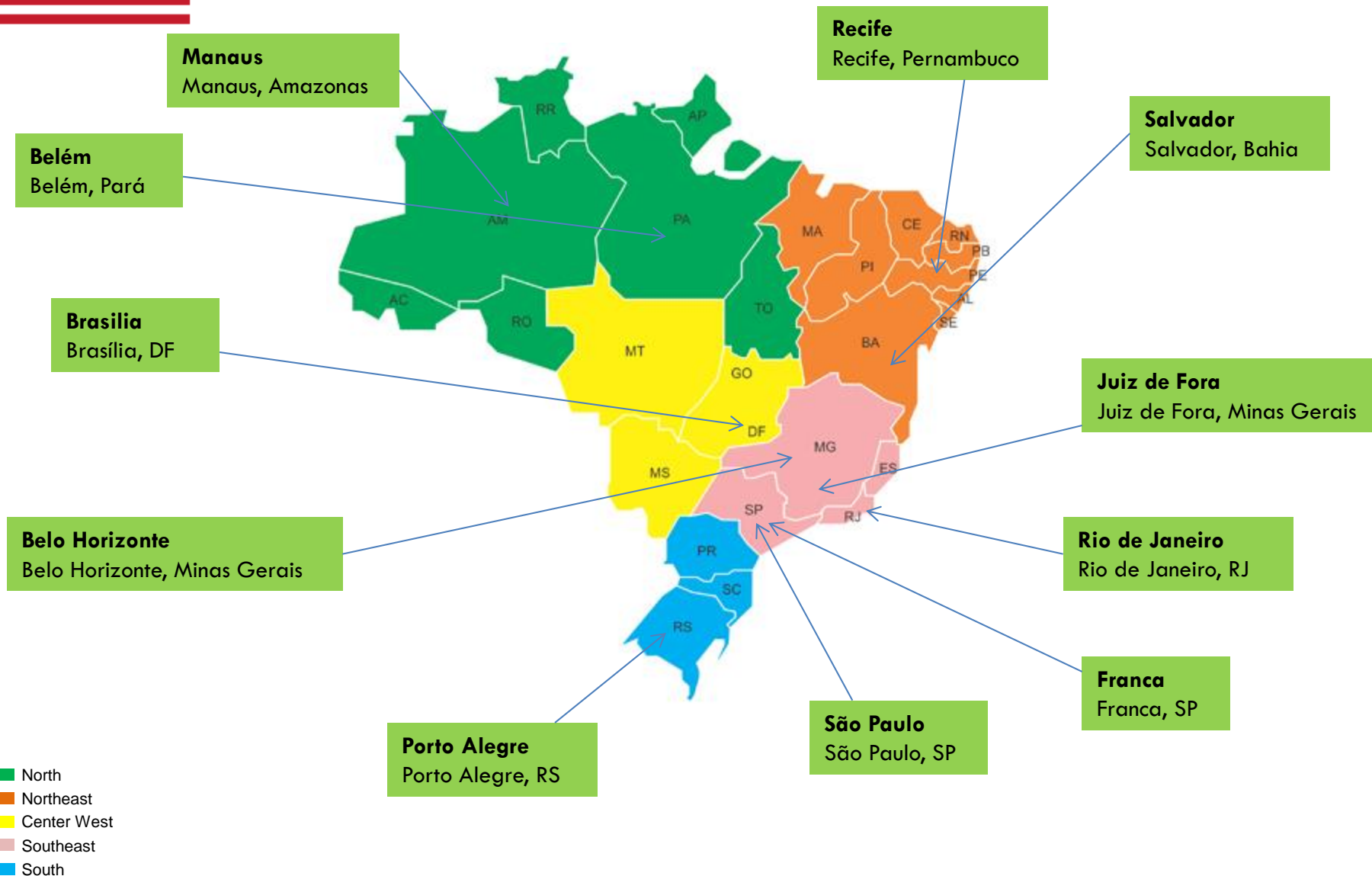
Learner Opportunities

- English Access Microscholarship Program
 - 110,000 students in more than 80 countries
 - close to 500 students in 11 Brazilian cities
 - 2,377 scholarships since 2008
- Leadership and Culture Camp
- Exchange programs
- Learner resources





English Access Microscholarship Program in Brazil



Thank you!!!

RELOBRAZIL

americanenglish.state.gov

americanenglishwebinars.com

RELOBrazil@state.gov

